

**HD2P-200~1600 TONS  
門型雙軸式精密沖床  
H-FRAME DOUBLE CRANK  
PRECISION POWER PRESS**



SENSON



**千昌機械股份有限公司**

since1976 **CHIAN CHANG MACHINE CO.,LTD.**

營業處 新北市蘆洲區三民路196號

Office: No.196, Sanmin Road, Luchou Dist., New Taipei City 247, Taiwan

Tel: 886-2-22818331, 22810904, 22828461 Fax: 886-2-22829202

E-mail: chenchan@ms12.hinet.net

Web Site: <http://www.senson.com.tw>

工廠 台南市後壁區長短樹50號之5

Factory: No. 50-5, Changduanshu, Houbi Dist., Tainan City 731, Taiwan

Tel: 886-6-6623329, 6623339 Fax: 886-6-6622772

E-mail: csp.hsp@msa.hinet.net

**CHIAN CHANG MACHINE (THAILAND) CO.,LTD.**

千昌泰國廠 泰國春武里府叻縣農黎村第5社區5/1號 20000

Factory: No.5/1 Moo 5, Nongree, Muang, Chonburi, 20000 Thailand

TEL : 038079618-21 FAX : 038079622



SENSON



since1976

**千昌機械股份有限公司**

**CHIAN CHANG MACHINE CO.,LTD.**



# HD2P-200~1600 TONS 門型雙軸式精密沖床

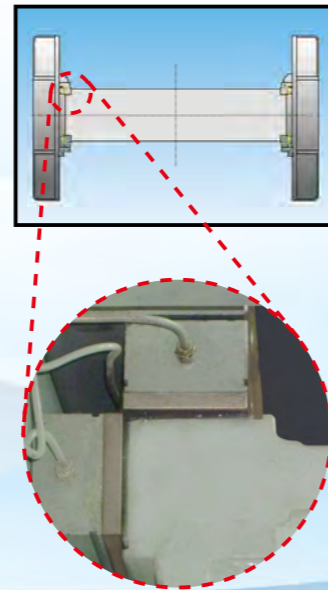
# HD2P-200~1600 TONS H-FRAME DOUBLE CRANK PRECISION POWER PRESS

## HD2P 系列特點說明 Features of HD2P Series

- 衝力集中，衝頭無側向壓力，運動平穩、精確。
- 微電腦控制系統，配合譯碼器同步監控，隨時掌握沖壓過程之狀況。
- 適合各種單動，連續抽拉之作業。
- 接受訂製移動式平板，提高生產效率。
- Force is concentrated on the down stroke with no lateral force, resulting in smooth and accurate pressing.
- Micro computer and encoder synchronous controls give a true readout of pressing operations at all times.
- Using for single punch, progressive die or drawing operations.
- Expanding productivity, customized moving bolster design accepted.

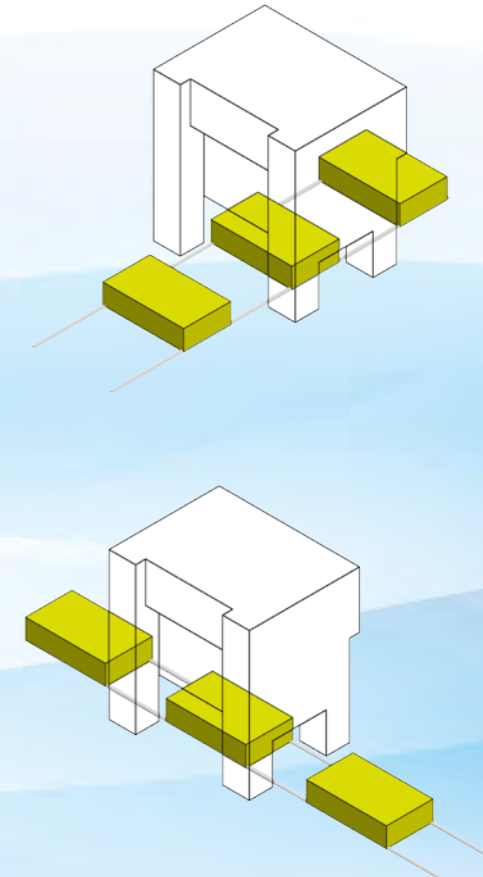
### 八面寬長型導軌 Eight-face wide-and-long Guide Rail

八面導軌設計，既長又寬，確保運動精密順暢。  
Eight-sided guide rail is longer and wider for smooth, precise action.



### 移動式平板 Moving Bolster

移動式平板的設計，能讓換模作業省時省力。  
搭配快速換模裝置，如移模臂、抬模器...等，換模作業更有效率。  
移動式平板的規格可依客製要求調整。  
The moving bolster design expects to save time and labor in changing molds.  
Coupled with the fast changing mold facilities such as moving arms and lifters, this device makes the mold changing operations more efficient.  
Specifications of moving type table are adjustable according to customer requirements.



### 防油污觸控式控制面板 High Touch Screen Control Panel

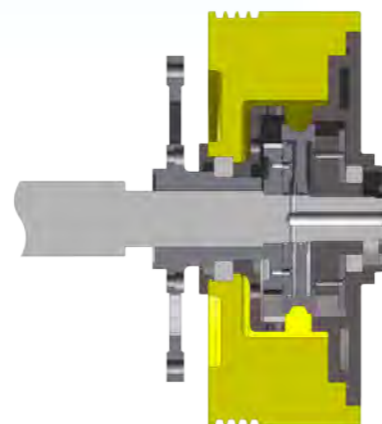


### 落地式控制箱 Floor Type Control Box



### 濕式煞車離合器 Wet Type Clutch Brake

使用浸油濕式來令片，煞車敏捷耐磨損，無污染低噪音，壽命長。  
Use oiled wet type brake pad, quick brake, wear resistance, zero pollution, low noise and long lifetime.



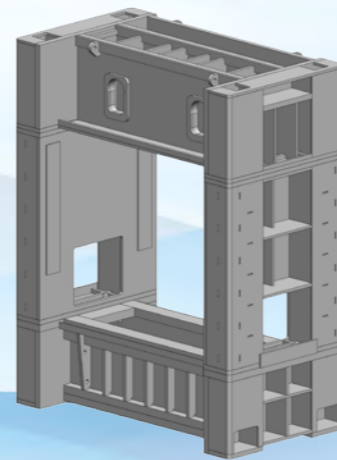


# HD2P-200~1600 TONS 門型雙軸式精密沖床

# 標準型配件 Standard Accessories

## 高剛性機架 High Rigidity Fram


機架採剛性極佳之鋼板焊接後經退火熱處理，承受力及延展性極佳，堅實耐用。三層疊立機架用繫桿組合，穩定性佳。組裝、搬運作業方便。  
The machine frame is welded with steel of excellent rigidity and treated by annealing. It is very tough, ductile, strong and durable. The three-layer frame is tied with shafts, ensuring good stability, easy assembling, and moving operations.



實用的選購配件  
Optional Accessories

更方便的自動化加工，提高生產效率！  
For more convenient processing and upgrade production efficiency.

- 快速換模系統 Quick Die Change Systems
- 配件 Accessories
- 油壓泵 Hydraulic Pump
- 夾具 Clamp
- 舉模 Die Lifter
- 移模 Die Arm
- 三合一整平送料機 Reel Straightener Feeder



- ▶ 選擇開關(切、寸動、單動、安全 一行程、連續)  
Operation mode ("off", "inching"/"single"/"safe single"/"continuous")
- ▶ 濕式剎車離合器  
Wet type clutch brake
- ▶ 滑塊及模具平衡裝置  
Counter balancer (Equilibrating cylinders)
- ▶ 電動式滑塊調整裝置  
Motorized slide adjuster
- ▶ 數字式模高指示器  
Die height indicator
- ▶ 前一日/前一個月/前一年產量紀錄備查  
Pre-date/month/year production performance recorder
- ▶ 譯碼器  
Encoder
- ▶ 360°曲軸角度 LED指示器  
Crank angle LED display
- ▶ 沖床轉數顯示器  
S.P.M. display
- ▶ 批量計數器(可預調,6位數)  
Product lot counter (Preset,6-digit)
- ▶ 總量計數器(可預調,6位數)  
Total counter (Preset,6-digit)
- ▶ 剎車角度監視裝置  
Brake angle monitor device
- ▶ 截斷輸出裝置2組  
Cutting outlet:2-set
- ▶ 備用電子式凸輪4組  
可自由規劃角度功能輸出  
Spare electronic rotary cams: 4-set
- ▶ 定期里程保養自動檢知  
Mileage maintenance reminder
- ▶ 強制循環油潤滑系統  
Forced-circulation oil-lubrication systems
- ▶ 變頻器  
Inverter(or variable speed V.S. motor -for overseas market)
- ▶ 主馬達正轉/逆轉裝置  
"FOR." & "REV." modes for main motor
- ▶ 自動送料軸(在左側,送料方向:左→右)  
Power take-off feed shaft (feed direction:left→right)
- ▶ 空氣源插座  
Air source socket
- ▶ 電源插座110V,5A(國外採: 220V,5A)  
Power socket 220 V,5A (for overseas market)
- ▶ 移動式按鈕操作箱  
Portable push button operation stand
- ▶ 腳踏開關  
Foot switch
- ▶ 空氣吹料裝置  
Air ejector
- ▶ 防震腳墊  
Rubber mount (Shock absorber)
- ▶ 維護工具及工具箱  
Maintenance tools with box
- ▶ 操作保養說明書  
Operation manual

### 安全裝置保護人身或模具 : Safety devices for protecting workers or tools:

- 油壓式超負荷保護裝置  
Hydraulic overload protector
- 誤送檢知迴路3組 (2A,2B)  
Mis-feed detective circuit: 3-set (2A,2B)
- 二度落防止裝置  
Anti-repeat device (Overrun detector)
- 光電護手安全裝置(選擇配件)  
Safety light curtain (Optional accessory)

### 選購配件Optional Accessories

- ▶ 光電護手安全裝置  
Safety light curtain
- ▶ 氣壓式模墊  
Pneumatic die cushion
- ▶ 油壓式模墊  
Hydraulic die cushion
- ▶ 空氣送料機  
Air feeder
- ▶ 滾輪送料機  
Roll feeder
- ▶ 自動材料整平機或材料架  
Auto material straighter
- ▶ 快速換模裝置，如移模臂、抬模器...等  
Quick die change system: die lifter, die arm, etc

# 門型雙軸式標準系列 HD2P-200~1200 H-frame Double Crank Standard Series

## 規格表 Specification Table

型號 Model Number	HD2P-200	HD2P-300	HD2P-400	HD2P-600	HD2P-800	HD2P-1000	HD2P-1200
沖壓能力 (噸) Capacity (tons)	200	300	400	600	800	1000	1200
行程 (mm) Slide Stroke Length (mm)	200	260	260	400	400	450	450
每分鐘沖數 (Variable Speed) Strokes Per Minute	30-60	20-45	15-35	12-26	10-26	8-20	8-20
能力發生位置 Tonnage Rating Point (mm)	6	6.5	6.5	12	12	12	12
閉合高度(下死點至平板面距離) Shut Height (S.D.A.U.) (mm)	500	700	800	700	1000	1200	1200
滑塊調整量 Slide Adjustment (mm)	150	150	250	300	300	300	300
滑塊底面積 Slide Bottom Area (mm)	1900×1000	2600×1100	2700×1460	3060×1500	3200×1500	3400×1600	3800×1800
台盤(平板)面積 Bolster Area (mm)	2100×1100	2800×1200	2800×1460	3100×1500	3400×1500	3800×1600	4000×1800
台盤(平板)厚度 Bolster Thickness (mm)	170	180	200	210	250	250	300
作業面高度 Work Height (mm)	960	1080	1100	1370	1600	1800	1900
機架內側寬度 Frame Inside Width (mm)	2200	2910	3070	3360	4800		
機器尺寸 Overall Size (mm)	2800×1840	3510×1810	3910×2480	4480×2260	5300×2400	6200×2600	6900×2800
機器總高度 Overall Height (mm)	3840	4080	4880	5340	6600	7000	8300
主馬達(變速)【HP(KW)×P】 Main Motor(Variable Speed)	25(19KW)×4	40(30KW)×4	50(37KW)×4	75(56KW)×4	100(75KW)×4	125(90KW)×4	150(110KW)×4
滑塊調整馬達【HP(KW)×P】 Slide Adjust Motor	3(2.2KW)×4	5(3.75KW)×4	5(3.75KW)×4	7.5(5.6KW)×4	10(7.5KW)×4	15(11KW)×4	20(15KW)×4
使用空氣壓力 Air Pressure (kgf/cm <sup>2</sup> )	5	5	5	5	5	5	5

PS: 規格如變更不另通知，以實際出廠產品規格為主。大小可客製化。  
Based on the main factory production, rights of modification reserved. Size can be customized.

# 門型雙軸移動式平板系列 HD2P-400M~1600M H-frame Double Crank Moving Bolster Series

## 規格表 Specification Table

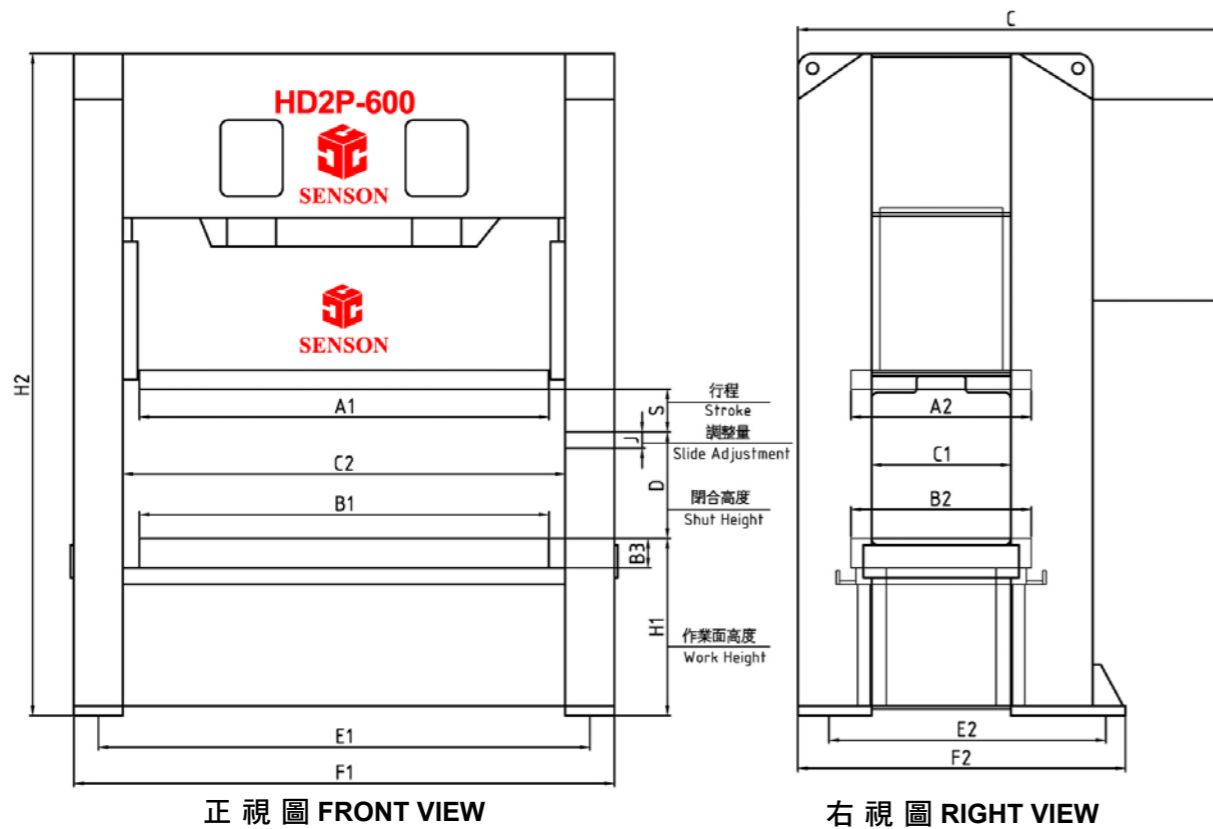
型號 Model Number	HD2P-400M	HD2P-600M	HD2P-800M	HD2P-1000M	HD2P-1600M
沖壓能力 (噸) Capacity (tons)	400	600	800	1000	1600
行程 (mm) Slide Stroke Length (mm)	400	500	600	600	800
每分鐘沖數 (Variable Speed) Strokes Per Minute	15-30	10-22	10-20	10-18	10-17
能力發生位置 Tonnage Rating Point (mm)	13	13	13	13	14
閉合高度(下死點至平板面距離) Shut Height (S.D.A.U.) (mm)	900	1000	1200	1200	1200
滑塊調整量 Slide Adjustment (mm)	250	300	400	400	450
滑塊底面積 Slide Bottom Area (mm)	3200×1600	3600×1600	4500×1800	4600×1800	5200×2600
移動台盤(平板)面積 Moving Bolster Area(mm)	3200×1600	3600×1600	4500×1800	4600×1800	5200×2600
移動台盤(平板)厚度 Moving Bolster Thickness(mm)	600	600	600	660	660
作業面高度 Work Height (mm)	600	600	600	660	660
機架內側寬度 Frame Inside Width (mm)	3480	3880	4800	4960	5600
機器尺寸 Overall Size (mm)	4540×2900	5140×3100	6160×3380	6260×3460	6880×3600
機器總高度 Overall Height (mm)	6140	6750	7820	8200	9000
主馬達(變速)【HP(KW)×P】 Main Motor(Variable Speed)	50(37KW)×4	75(56KW)×4	100(75KW)×4	125(90KW)×4	175(132KW)×4
滑塊調整馬達【HP(KW)×P】 Slide Adjust Motor	5(3.75KW)×4	7.5(5.6KW)×4	10(7.5KW)×4	15(11KW)×4	20(15KW)×4
使用空氣壓力 Air Pressure (kgf/cm <sup>2</sup> )	5	5	5	5	5

PS: 規格如變更不另通知，以實際出廠產品規格為主。大小可客製化。  
Based on the main factory production, rights of modification reserved. Size can be customized.

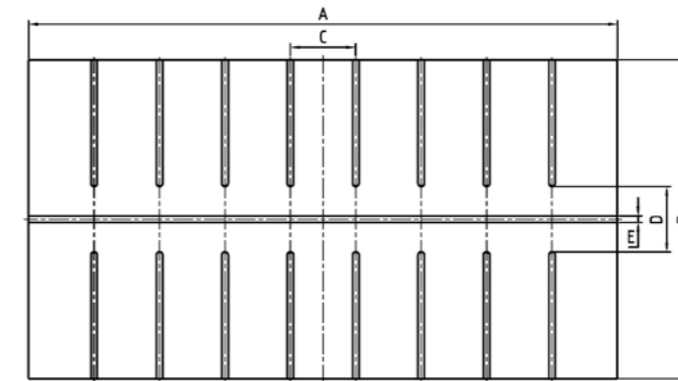
門型雙軸式標準系列  
HD2P-200~1200  
H-frame Double Crank Standard Series

門型雙軸式標準系列  
HD2P-200~1200  
H-frame Double Crank Standard Series

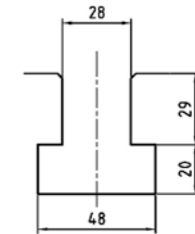
機器外觀尺寸  
Major Dimension



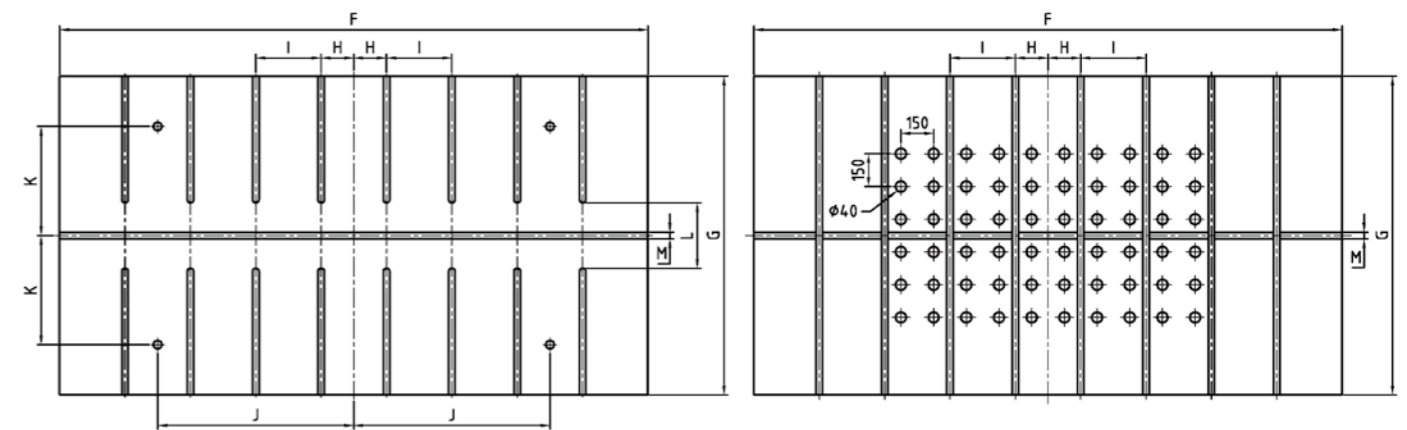
滑塊底面尺寸  
Slide Bottom Dimension



T型槽尺寸圖尺寸  
T-Slot Dimension



平板尺寸 Bolster Dimension



Model	Size	H2	F1	F2	C	C1	C2	E1	E2	B1	B2	A1	A2	H1	D
HD2P-200		3840	2800	1840	2540	660	2200	2500	1530	2100	1100	1900	1000	960	500
HD2P-300		4085	3510	1810	2410	660	2910	3210	1575	2800	1200	2600	1100	1080	700
HD2P-400		4880	3910	2480	2890	820	3070	3450	2230	2800	1460	2700	1460	1100	800
HD2P-600		5800	4480	2260	2760	1020	3360	4020	1800	3100	1500	3060	1500	1370	800
HD2P-800		6600	5300	2400	2880	1100	4800	5000	2100	3400	1500	3200	1500	1600	1000
HD2P-1000		7000	6200	2600	3000	1200		5800	2200	3800	1600	3400	1600	1800	1200
HD2P-1200		8300	6900	2800	3200	1200		6500	2500	4000	1800	3800	1800	1900	1200

PS: 尺寸僅供參考, 600 噸以上客製化。  
These sizes just for reference, over 600 tons are customized.

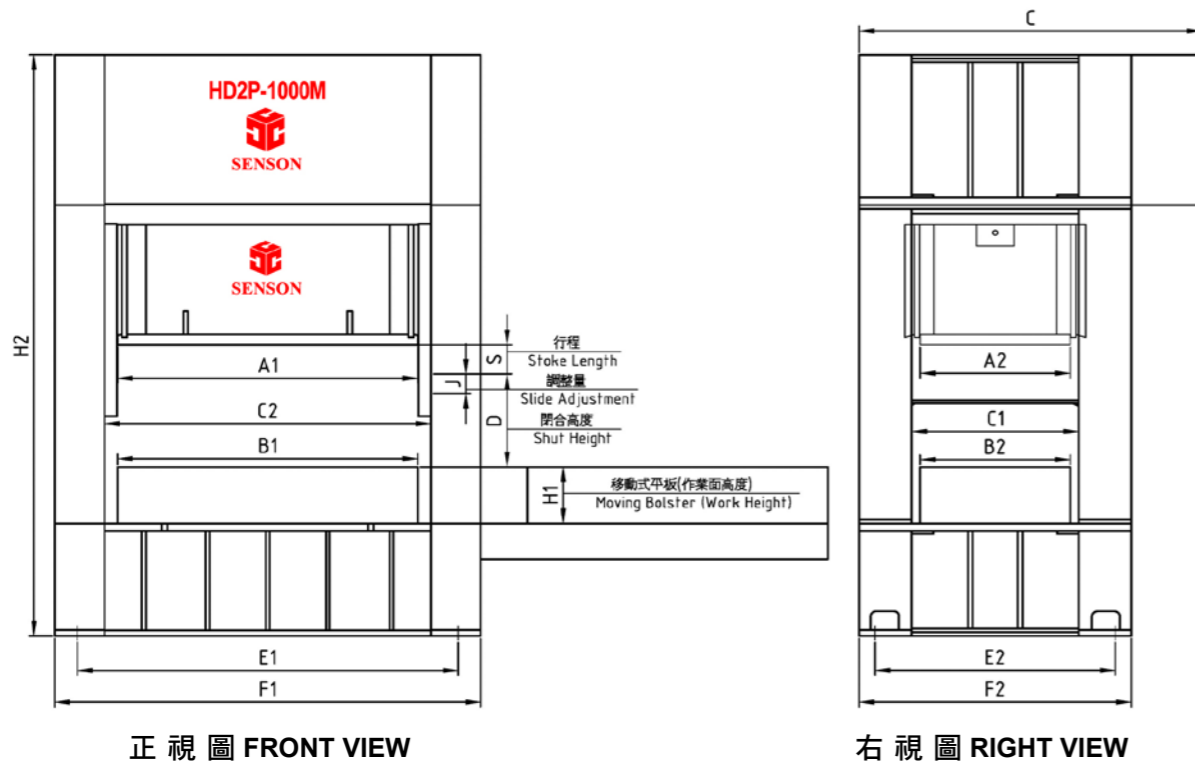
Model	Size	A	B	C	D	E	F	G	H	I	J	K	L	M
HD2P-200		1900	1000	300	200	-	2100	1100	150	300				-
HD2P-300		2600	1100	300	200	-	2800	1200	150	300	900	320		-
HD2P-400		2700	1460	300	300	-	2800	1460	150	300	900	500		30
HD2P-600		3060	1500	300	300	-	3100	1500	150	300	1150	550		30
HD2P-800		3200	1500	300	300	-	3400	1500	150	300	1150	550		30
HD2P-1000		3400	1600	300	300	-	3600	1600	150	300	1250	650		30
HD2P-1200		3800	1800	300	300	-	4000	1800	150	300	1450	750		30

PS: 蜂巢式平板可由客戶指定下料孔尺寸訂製。  
Pin-hole bolster can be selected from customer-made hole size

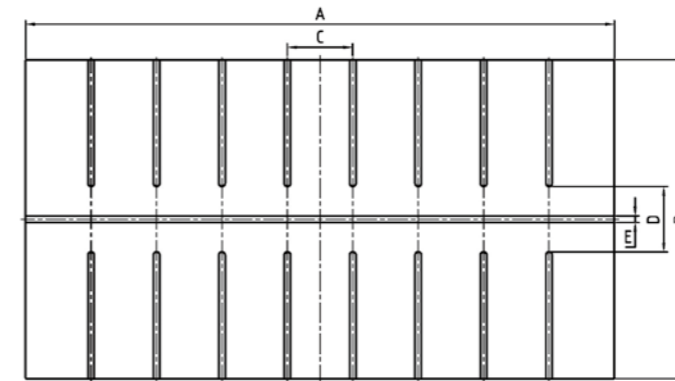
# 門型雙軸移動式平板系列 HD2P-400M~1600M H-frame Double Crank Moving Bolster Series

# 門型雙軸移動式平板系列 HD2P-400M~1600M H-frame Double Crank Moving Bolster Series

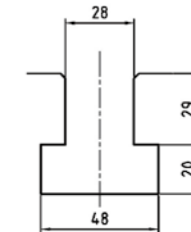
## 機器外觀尺寸 Major Dimension



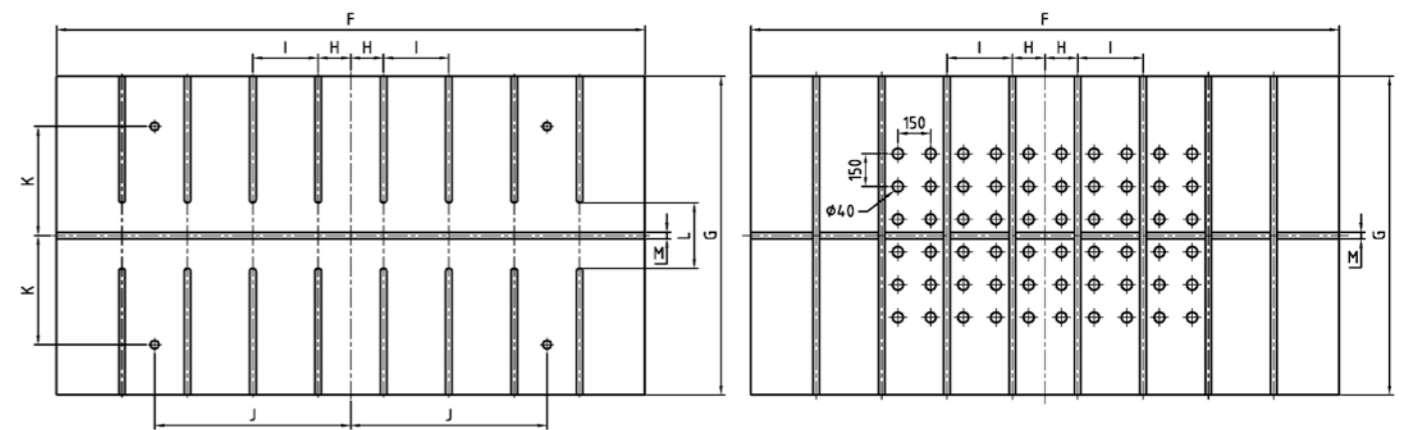
## 滑塊底面尺寸 Slide Bottom Dimension



## T型槽尺寸圖尺寸 T-Slot Dimension



## 平板尺寸 Bolster Dimension



Model	Size	H2	F1	F2	C	C1	C2	E1	E2	B1	B2	A1	A2	H1	D
HD2P-400M		6140	4540	2900	3360	1780	3480	4060	2560	3200	1600	3200	1600	600	900
HD2P-600M		6750	5140	3100	3520	1780	3880	4560	2700	3600	1600	3600	1600	600	1000
HD2P-800M		7820	6160	3380	3680	1980	4800	5500	1980	4500	1800	4500	1800	600	1200
HD2P-1000M		8200	6260	3460	3820	2080	4960	5600	2180	4600	1800	4600	1800	660	1200
HD2P-1600M		9000	6880	3600	4500	2880	5600	6600	3000	5200	2600	5200	2600	660	1200

Model	Size	A	B	C	D	E	F	G	H	I	J	K	L	M
HD2P-400M		3200	1600	300	300	-	3200	1600	150	300	-	-	-	30
HD2P-600M		3600	1600	300	300	-	3600	1600	150	300	-	-	-	30
HD2P-800M		4500	1800	300	300	-	4500	1800	150	300	-	-	-	30
HD2P-1000M		4600	1800	300	300	-	4600	1800	150	300	-	-	-	30
HD2P-1600M		5200	2600	300	300	-	5200	2600	150	300	-	-	-	30

PS: 尺寸僅供參考, 800 噸以上客製化。  
These sizes just for reference, over 800 tons are customized.

PS: 蜂巢式平板可由客戶指定下料孔尺寸訂製。  
Pin-hole bolster can be selected from customer-made hole size